

Advanced Placement in Pennsylvania

Advanced Placement Program® (AP®) coursework prepares students for success in college and career, and gives them the opportunity to earn college credit, placement in advanced courses, or both—which can reduce their college costs.

In May 2016, out of the 37 AP courses and exams offered nationwide, students in Pennsylvania sat for 36.

Participation

- 71,795 students took an AP Exam in 2016, compared to 68,396 in 2015 and 56,929 in 2012. This is a 26.1% increase over five years which compares to a 24.1% increase nationally.
- Students took 127,676 AP Exams in 2016, compared to 121,013 in 2015 and 97,140 in 2012. This is a 31.4% increase over five years which compares to a 26.8% increase nationally.

Performance

- 48,526 students scored 3 or higher on an AP® Exam in 2016, compared to 46,648 in 2015 and 38,772 in 2012.
- 67.6% of AP Exam takers scored 3 or higher on at least one AP Exam in May 2016.
 - 29.5% of African American AP Exam takers scored 3 or higher on at least one AP Exam.
 - 53.8% of Hispanic AP Exam takers scored 3 or higher on at least one AP Exam.
 - 38.3% of Native American AP Exam takers scored 3 or higher on at least one AP Exam.
 - 75.5% of Asian AP Exam takers scored 3 or higher on at least one AP Exam.
 - 71.1% of white AP Exam takers scored 3 or higher on at least one AP Exam.

Potential Cost Savings for Pennsylvania Students and Families

In May 2016, Pennsylvania students took a total of 85,451 AP Exams that resulted in scores of 3, 4, or 5. Based on an average rate of \$462.80 per credit hour for tuition at Pennsylvania four-year public institutions, the total potential college cost savings estimate for Pennsylvania students and families is \$118,640,168.

	Total Pennsylvania AP Exams	Total Pennsylvania 3+ AP Exam Scores	Total Potential Cost Savings
2012	97,140	65,717	
2013	105,120	71,523	
2014	112,436	77,268	
2015	121,013	81,493	
2016	127,676	85,451	\$118,640,168

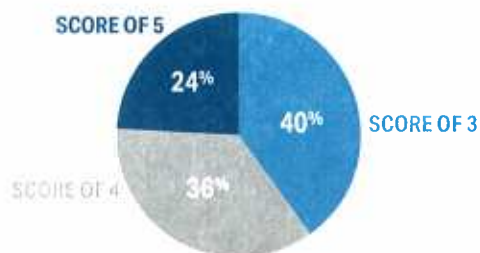
These estimates are based on Table 5 of the 2015 College Board report, *Trends in College Pricing*. The report indicates that the average in-state tuition and fees at Pennsylvania public four-year colleges are \$13,884 per year or \$462.80 per credit assuming 30 credits taken by a full-time student. These estimates also assume that all of the 85,451 exams taken in Pennsylvania were applied toward college credit and equivalent to three credits.

Score Sends

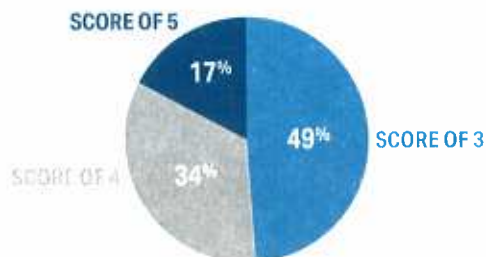
Students sent 37,894 AP Exam scores of 3 or higher to two- and four-year Pennsylvania colleges and universities in 2016.

This is particularly significant given the large percentage of traditionally underrepresented students who earned scores of 3 or higher on AP exams.

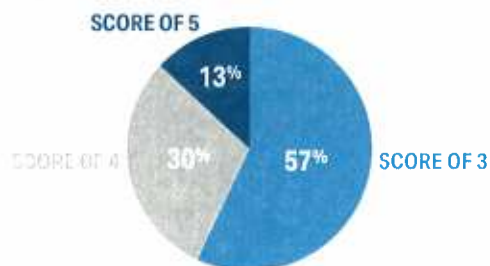
All students sent 37,894 AP Exam scores of 3 or higher to all public institutions in Pennsylvania.



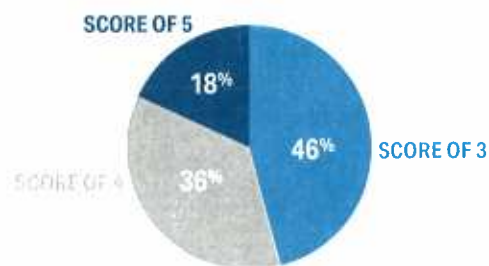
Low-income students sent 3,441 AP Exam scores of 3 or higher to all public institutions in Pennsylvania.



African American students sent 1,155 AP Exam scores of 3 or higher to all public institutions in Pennsylvania.



Hispanic students sent 1,842 AP Exam scores of 3 or higher to all public institutions in Pennsylvania.



Score sending data reflect public and private high school students who indicated 2016 as their graduation year, took an AP Exam at any point during high school, and who sent AP Exam scores of 3, 4, or 5 to a public institution between March 1, 2016 and October 31, 2016.